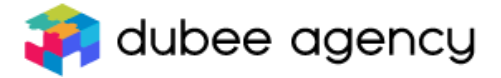


Get ready for GVMS with Dubee

GVMS is hauliers' (transporters') new obligation



- If you transport goods with your own truck, we can handle GVMS on your behalf

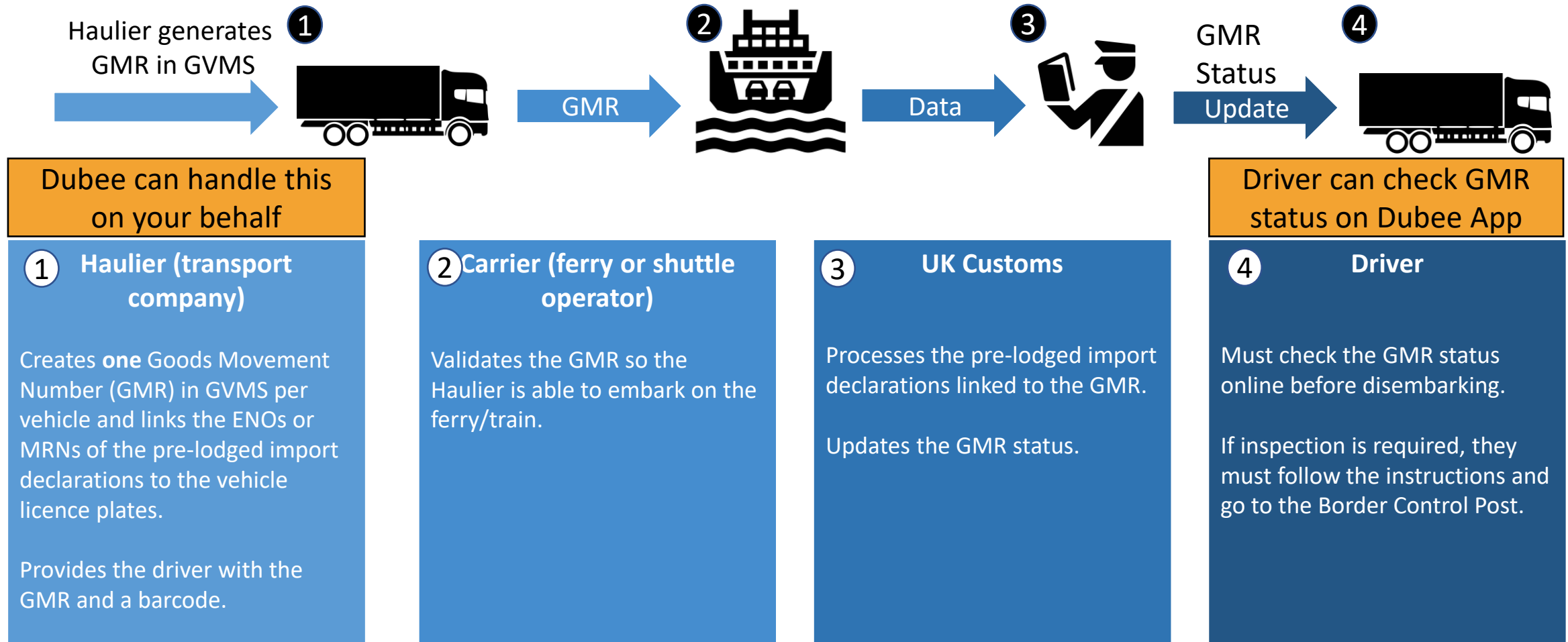
Or

- If you hire a transport company to carry your goods, we can handle GVMS on their behalf

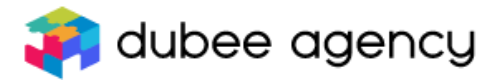
Alternatively

- You or your haulier can do it by yourself directly on the Dubee platform

Moving goods from the EU to the UK (GVMS)

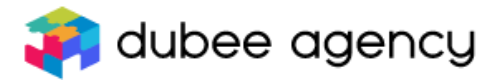


GVMS using Dubee services – How does it work?

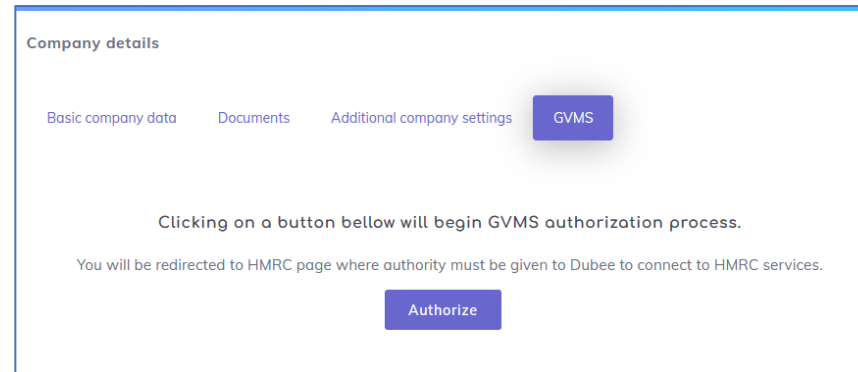


- We submit customs declarations
- We create a GMR for the truck in GVMS and send you the GMR along with the barcode
- Your driver downloads the Dubee app on their mobile phone to check GMR status in real time
- You make sure the driver checks the GMR status before leaving the port to see whether there are customs checks required

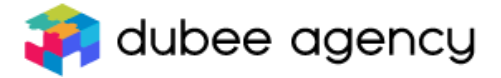
What do I need to do to use Dubee for GVMS



- You need to do the following:
 - A. [Apply for a GB EORI](#) (you will get it in 1 hour max after applying – make sure you don't ask for GB VAT as well, as it will last much longer)
 - B. [Create a Government Gateway account](#)
 - C. [Register for GVMS](#)
- After you have done the above, go to your Dubee account and under Settings > GVMS, enter your Government Gateway details to authorise the Dubee platform

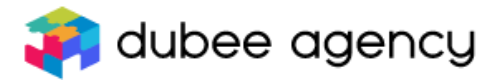
A screenshot of the Dubee platform's "Company details" page. At the top, there's a header "Company details" with four tabs: "Basic company data", "Documents", "Additional company settings", and "GVMS". The "GVMS" tab is highlighted with a blue background. Below the tabs, there's a message: "Clicking on a button below will begin GVMS authorization process." followed by "You will be redirected to HMRC page where authority must be given to Dubee to connect to HMRC services." At the bottom, there is a blue button labeled "Authorize".

Advantages of using Dubee GVMS



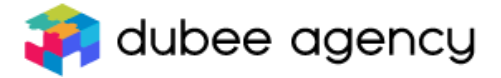
- Automatically generated GMRs (when we clear the goods) – no need to key in any data
- Mobile app for drivers to check the status before disembarking from the ferry
- Easy to use interface when you have to add ENOs that are unrelated to Dubee clearances

I want to submit my GMRs without Dubee's help (on HMRC portal)



- In this case, we will send you the prelodged declarations Entry numbers (ENOs) after we submit them to the UK customs system
- You can use HMRC online system to create GMRs in GVMS
- You will need the following:
 - A. [Apply for a GB EORI](#) (you will get it in 1 hour max after applying – make sure you don't ask for GB VAT as well, as it will last much longer)
 - B. [Create a Government Gateway account](#)
 - C. [Register for GVMS](#)

Simplify your future shipments to the UK



- If you wish to simplify your shipping process and use our services for your UK deliveries, we have a commercial model for this
- We offer
 - Dubee platform where you and your customers can track the entire customs clearance process in real time
 - GVMS
 - A smooth onboarding process for registering new UK customers (fully online)
 - Customs declarations on behalf of your UK customers
 - Competitive prices
- Get in touch – send us an email on info@dubee.agency